

### U60 Points

PART ID	DESCRIPTION	A	B	C	D	WEIGHT
		LENGTH	BIT WIDTH	BIT THICKNESS	WIDTH AT EARS	
		mm / in	mm / in	mm / in	mm / in	kg / lb
U60A	Abrasion	474 / 18.66	119 / 4.68	24 / 0.95	195 / 7.67	49.2 / 108.5
U60AHB	Abrasion**	474 / 18.66	119 / 4.68	24 / 0.95	195 / 7.67	49.2 / 108.5
U60AHS	Abrasion Hot Slag*	457 / 17.99	113 / 4.44	24 / 0.95	195 / 7.67	53.7 / 118.4
U60AHSB	Abrasion Hot Slag**	457 / 17.99	113 / 4.44	24 / 0.95	195 / 7.67	53.7 / 118.4
U60AP	Abrasion Penetration	494 / 19.43	76 / 2.97	12 / 0.46	195 / 7.67	43.5 / 96.0
U60APHB	Abrasion Penetration**	494 / 19.43	76 / 2.97	12 / 0.46	195 / 7.67	43.5 / 96.0
U60C	Chisel	454 / 17.86	75 / 2.95	11 / 0.45	195 / 7.67	30.0 / 66.2
U60CH	Chisel Hot Slag*	454 / 17.86	75 / 2.95	11 / 0.45	195 / 7.67	30.0 / 66.2
U60CHB	Chisel Hot Slag**	454 / 17.86	75 / 2.95	11 / 0.45	195 / 7.67	30.0 / 66.2
U60F	Flare	411 / 16.19	279 / 10.99	26 / 1.03	195 / 7.67	39.8 / 87.7
U60H	Heavy	454 / 17.86	68 / 2.69	30 / 1.20	195 / 7.67	35.6 / 78.4
U60HHB	Heavy**	454 / 17.86	68 / 2.69	30 / 1.20	195 / 7.67	35.6 / 78.4
U60P	Pick	466 / 18.36	22 / 0.86	14 / 0.56	195 / 7.67	24.7 / 54.4
U60PHB	Pick**	466 / 18.36	22 / 0.86	14 / 0.56	195 / 7.67	24.7 / 54.4
U60S	Standard	429 / 16.88	168 / 6.60	16 / 0.63	195 / 7.67	30.9 / 68.2
U60SHB	Standard**	429 / 16.88	168 / 6.60	16 / 0.63	195 / 7.67	30.9 / 68.2
U60R	Rock	375 / 14.75	169 / 6.65	16 / 0.63	195 / 7.67	24.2 / 53.3
U60RHB	Rock**	375 / 14.75	169 / 6.65	16 / 0.63	195 / 7.67	24.2 / 53.3
U60T	Twin Pick	466 / 8.36	235 / 9.26	15 / 0.60	195 / 7.67	30.4 / 67.1
U60THB	Twin Pick**	466 / 8.36	235 / 9.26	15 / 0.60	195 / 7.67	30.4 / 67.1

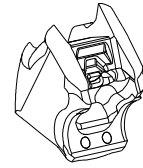
\* Ships with Hot Slag Lock; \*\* Ships with Bolt-in Lock

### Lock Assembly

PART ID	DESCRIPTION	LENGTH	WEIGHT
		mm/in	PER PART kg/lb
U60L-BOX	ULTRALOK LOCK ASSEMBLY-10EA;NONE	48.69 / 1.92	0.33 / 0.73
U60LH-BOX	ULTRALOK HOT SLAG LOCK-10EA;NONE	48.96 / 1.93	0.68 / 1.50
U60LHB-BOX	ULTRALOK BOLT-IN HS LOCK-10EA;NONE	48.96 / 1.93	0.57 / 1.25

**Note:** Available by the box, 10 locks per box.

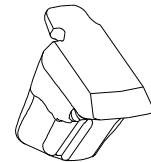
Standard



LHB



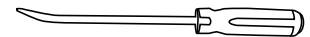
Hot Slag



### Pry Tools / Removal Tools

PART ID	DESCRIPTION	WEIGHT kg/lb
CPB31G	PRY BAR WITH HANDLE-LARGE;	1.15 / 2.53
84001	FINES PICK TOOL-LARGE;	0.15 / 0.30

CPB31G

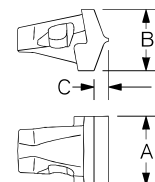


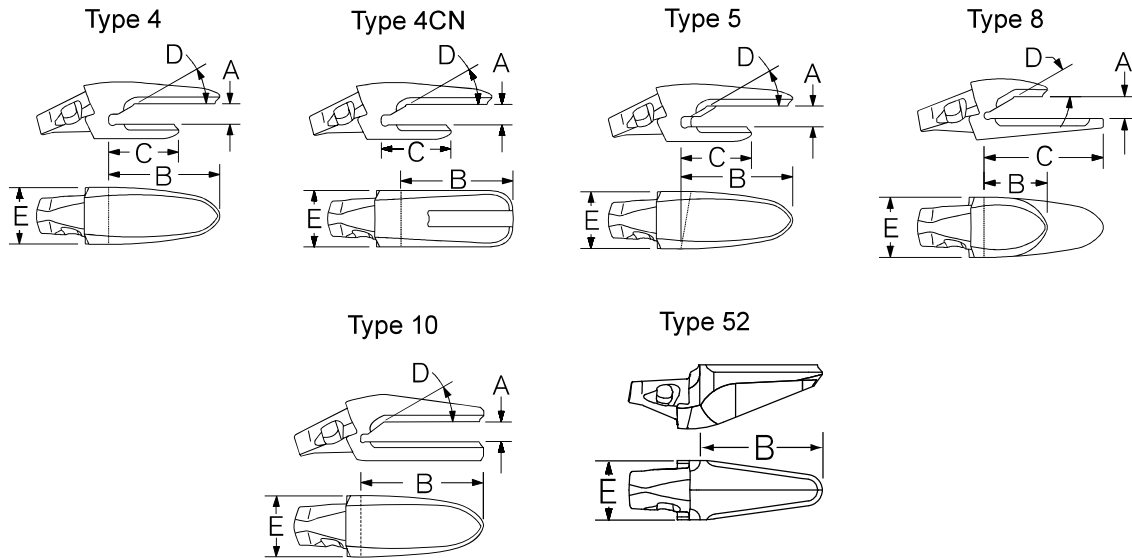
84001



### Weld-on Nose

PART ID	DESCRIPTION	A WIDTH mm/in	B HEIGHT mm/in	C J-GROOVE mm/in	WEIGHT kg/lb
WN-U60	Weld-on Nose	188 / 7.40	180 / 7.08	44 / 1.73	24.6 / 54.2





### U60 Adapters

PART ID	TYPE	DESCRIPTION	A LIP THICKNESS mm / in	B TOP LEG mm / in	C BOTTOM LEG mm / in	D RAMP ANGLE deg	E ADAPTER WIDTH mm / in	NOSE ANGLE deg	WEIGHT kg / lb	MACHINE TYPE
<b>Excavator</b>										
3811A-U60	8	1-1/2 Bottom Leg	60 / 2.38	171 / 6.74	317 / 12.49	30	188 / 7.40	10	42.6 / 93.9	EXC
5857B-U60	8	1-1/2 Bottom Leg	65 / 2.50	180 / 7.08	326 / 12.84	30	188 / 7.40	10	41.2 / 91.0	EXC
3858B-U60	4	1-1/2 Top Leg	70 / 2.75	370 / 14.57	185 / 7.29	30	188 / 7.40	10	52.6 / 116.0	EXC
5865-U60	4	1-1/2 Top Leg	75 / 3.00	372 / 14.66	187 / 7.38	30	188 / 7.40	10	54.0 / 119.0	EXC
5898B-U60	4	1-1/2 Top Leg	80 / 3.15	379 / 14.91	209 / 8.22	30	188 / 7.40	10	60.8 / 134.0	EXC
6805A-U60	4	1-1/2 Top Leg	90 / 3.50	402 / 15.84	217 / 8.55	30	188 / 7.40	10	47.6 / 103.4	EXC
6805B-U60	4	1-1/2 Top Leg	90 / 3.50	399 / 15.71	229 / 9.02	30	188 / 7.40	10	58.6 / 128.9	EXC
8879-U60	4	1-1/2 Top Leg	90 / 3.50	395 / 15.56	225 / 8.87	35.5	188 / 7.40	10	54.4 / 120.0	EXC
8880L-U60	4CN	1-1/2 Top Leg Straddle	70 / 2.75	356 / 14.0	187 / 7.37	30	181 / 7.13	10	63.0 / 138.8	EXC
8880R-U60	4CN	1-1/2 Top Leg Straddle	70 / 2.75	356 / 14.0	187 / 7.37	30	181 / 7.13	10	63.0 / 138.8	EXC
<b>Wheel Loader</b>										
5869B-U60	4	1-1/2 Top Leg	65 / 2.50	356 / 14.00	204 / 8.05	22.5-25	188 / 7.40	15	52.6 / 116.0	FEL
5869LB-U60	5	1-1/2 Top Leg	65 / 2.50	356 / 14.00	205 / 8.06	22.5-25	188 / 7.40	15	55.2 / 121.6	FEL
5869RB-U60	5	1-1/2 Top Leg	65 / 2.50	356 / 14.00	205 / 8.06	22.5-25	188 / 7.40	15	55.2 / 121.6	FEL
4891A-U60	4	1-1/2 Top Leg	70 / 2.75	356 / 14.00	205 / 8.06	22.5-25	188 / 7.40	15	52.3 / 115.2	FEL
4890LA-U60	5	1-1/2 Top Leg	70 / 2.75	356 / 14.00	205 / 8.06	22.5-25	188 / 7.40	15	54.7 / 120.7	FEL
4890RA-U60	5	1-1/2 Top Leg	70 / 2.75	356 / 14.00	205 / 8.06	22.5-25	188 / 7.40	15	54.7 / 120.7	FEL
1856A-U60	4	1-1/2 Top Leg	75 / 3.00	356 / 14.00	205 / 8.06	22.5-25	188 / 7.40	15	50.9 / 112.2	FEL
1857LA-U60	5	1-1/2 Top Leg	75 / 3.00	356 / 14.00	205 / 8.06	22.5-25	188 / 7.40	15	53.0 / 116.8	FEL
1857RA-U60	5	1-1/2 Top Leg	75 / 3.00	356 / 14.00	205 / 8.06	22.5-25	188 / 7.40	15	53.0 / 116.8	FEL
8846A-U60	4	1-1/2 Top Leg	75 / 3.00	356 / 14.00	205 / 8.06	30	188 / 7.40	15	51.3 / 113.1	FEL
8846LA-U60	5	1-1/2 Top Leg	75 / 3.00	356 / 14.00	205 / 8.06	30	188 / 7.40	15	52.6 / 116.0	FEL
8846RA-U60	5	1-1/2 Top Leg	75 / 3.00	356 / 14.00	205 / 8.06	30	188 / 7.40	15	52.6 / 116.0	FEL
5870LB-U60*	4CN	1-1/2 Top Leg Straddle	70 / 2.75	356 / 14.00	187 / 7.37	30	181 / 7.13	15	64.0 / 141.1	FEL
5870RB-U60*	4CN	1-1/2 Top Leg Straddle	70 / 2.75	356 / 14.00	187 / 7.37	30	181 / 7.13	15	64.0 / 141.1	FEL
1888C-U60	10	2 Leg	64 / 2.50	356 / 14.00	356 / 14.00	38	188 / 7.40	15	49.1 / 108.2	Hot Slag

\* Use with CC70X50L&R Cast Corners. Use with 5869B-U60 65mm, 4891A-U60 70mm, or 1856A-U60 75mm center adapters.

- For 65mm / 2.50in. Lips: Align cast corner with bottom of lip.
- For 70mm / 2.75in. Lips: Align cast corner with top of lip.
- For 75mm / 3.00in. Lips: Center cast corner on lip.