

U30 Points

PART ID	DESCRIPTION	A LENGTH mm / in	B BIT WIDTH mm / in	C BIT THICKNESS mm / in	D WIDTH AT EARS mm / in	WEIGHT kg / lb
U30A	Abrasion	251 / 9.88	60 / 2.36	11 / 0.43	105 / 4.15	8.4 / 18.5
U30AHB	Abrasion**	251 / 9.88	60 / 2.36	11 / 0.43	105 / 4.15	8.4 / 18.5
U30AP	Abrasion Penetration	275 / 10.85	42 / 1.67	7 / 0.26	105 / 4.15	7.1 / 15.6
U30APHB	Abrasion Penetration**	275 / 10.85	42 / 1.67	7 / 0.26	105 / 4.15	7.1 / 15.6
U30C	Chisel	259 / 10.20	36 / 1.41	9 / 0.34	105 / 4.15	5.0 / 11.0
U30CHB	Chisel**	259 / 10.20	36 / 1.41	9 / 0.34	105 / 4.15	5.0 / 11.0
U30F	Flare	259 / 10.20	152 / 5.98	14 / 0.53	105 / 4.15	6.5 / 14.3
U30FHB	Flare**	259 / 10.20	152 / 5.98	14 / 0.53	105 / 4.15	6.5 / 14.3
U30H	Heavy	257 / 10.12	36 / 1.42	16 / 0.61	105 / 4.15	5.8 / 12.8
U30P	Pick	274 / 10.77	14 / 0.56	9 / 0.36	105 / 4.15	4.1 / 9.1
U30S	Standard	240 / 9.45	91 / 3.59	10 / 0.39	105 / 4.15	5.0 / 11.0
U30SHB	Standard**	240 / 9.45	91 / 3.59	10 / 0.39	105 / 4.15	5.0 / 11.0
U30T	Twin Pick	274 / 10.78	125 / 4.91	7 / 0.26	105 / 4.15	5.2 / 11.4

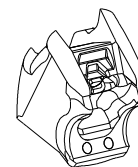
** Ships with Bolt-in Lock

Lock Assembly

PART ID	DESCRIPTION	LENGTH mm/in	WEIGHT PER PART kg/lb
U30L-BOX	ULTRALOK LOCK ASSEMBLY-10EA;NONE	24.71 / 0.97	0.05 / 0.11
U30LHB-BOX	ULTRALOK BOLT-IN HS LOCK-10EA;NONE	24.71 / 0.97	0.08 / 0.18

Standard

LHB

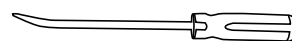


Note: Available by the box, 10 locks per box.

Pry Tools / Removal Tools

PART ID	DESCRIPTION	WEIGHT kg/lb
CPB8G	PRY BAR WITH HANDLE-SMALL;	0.14 / 0.30
84005	FINES PICK TOOL-SMALL;	0.05 / 0.10

CPB8G

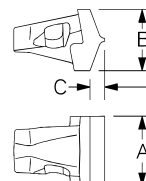


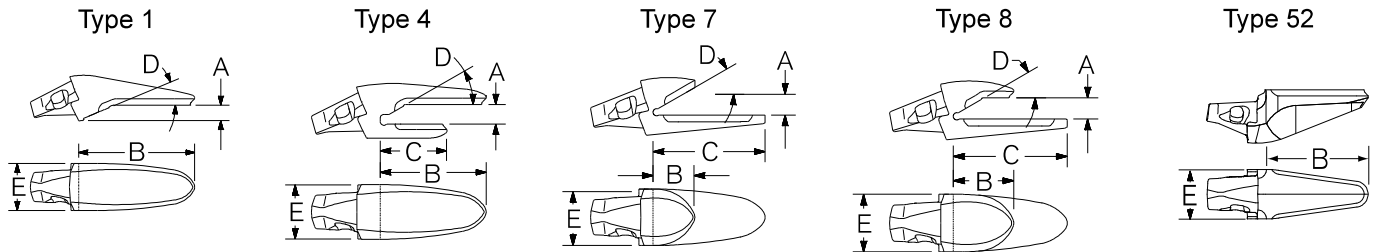
84005



Weld-on Nose

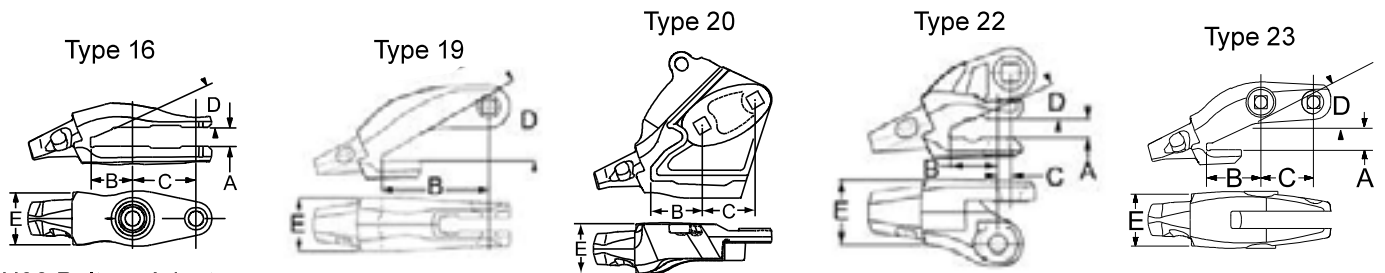
PART ID	DESCRIPTION	A WIDTH mm/in	B HEIGHT mm/in	C J-GROOVE mm/in	WEIGHT kg/lb
WN-U30	Weldon Nose	102 / 4.01	97 / 3.83	24 / .94	3.9 / 8.6





U30 Adapters

PART ID	TYPE	DESCRIPTION	A LIP THICKNESS mm / in	B TOP LEG mm / in	C BOTTOM LEG mm / in	D RAMP ANGLE deg	E ADAPTER WIDTH mm / in	NOSE ANGLE deg	WEIGHT kg / lb	MACHINE TYPE
Excavator										
5849-U30	8	1-1/2 Bottom Leg	30 / 1.25	118 / 4.66	214 / 8.43	30	102 / 4.01	10	9.0 / 19.8	EXC
3881B-U30	8	1-1/2 Bottom Leg	35 / 1.38	116 / 4.56	212 / 8.34	30	102 / 4.01	10	8.8 / 19.4	EXC
5850-U30	8	1-1/2 Bottom Leg	40 / 1.5	116 / 4.56	212 / 8.34	30	102 / 4.01	10	8.7 / 19.2	EXC
3871A-U30	7	Bottom Leg	35 / 1.38	54 / 2.14	190 / 7.48	30	102 / 4.01	10	6.7 / 14.7	EXC
Wheel Loader										
802A-U30	4	1-1/2 Top Leg	40 / 1.5	197 / 7.76	97 / 3.82	30	102 / 4.01	15	9.3 / 20.6	FEL
8833-U30	4	1-1/2 Top Leg	40 / 1.5	197 / 7.77	97 / 3.83	22.5-25	102 / 4.01	15	9.2 / 20.2	FEL
8831-U30	1	Flushmount	40-45 / 1.70-1.75	241 / 9.49	N/A	22.5-25	102 / 4.01	15	8.9 / 19.7	FEL
Miscellaneous										
3898-U30	52	Flushmount	N/A	211 / 8.32	N/A	0	102 / 4.01	9	9.7 / 21.3	Clamshell



U30 Bolt-on Adapters

PART ID	TYPE	DESCRIPTION	A LIP THICKNESS mm/in	B 1st BOLT HOLE mm/in	C 2nd BOLT HOLE mm/in	D RAMP ANGLE deg	E ADAPTER WIDTH mm/in	NOSE ANGLE deg	WEIGHT kg/lb	BOLTS (qty) SIZE (in)	MACHINE MODEL
5738-U30	16	2 Leg 2 Bolt	32 / 1.25	91 / 3.59	125 / 4.92	25	102 / 4.01	15	10.9 / 24	(2) 7/8 X 4 PB *	KAW 80Z III, IV, KAW 85Z, KAW 85Z II, III, IV
5789-U30	23	2 Leg Corner 2 Bolt	32 / 1.25	110 / 4.33	110 / 4.33	25	102 / 4.01	15	12.1 / 26.7	(2) 7/8 X 4 PB *	KAW 80Z III, IV, KAW 85Z, KAW 85Z II, III, IV
7705L-U30	20	2 Bolt Corner Guard	32 / 1.25	105 / 4.14	90 / 3.55	22.5	105 / 4.15	15	27 / 59.5	(2) 1-1/4 X 3-1/4 PB **	CAT 936, 938, 950, 955
7705R-U30	20	2 Bolt Corner Guard	32 / 1.25	105 / 4.14	90 / 3.55	22.5	105 / 4.15	15	27 / 59.5	(2) 1-1/4 X 3-1/4 PB **	CAT 936, 938, 950, 955
7706-U30	16	2 Leg 2 Bolt	32 / 1.25	81 / 3.19	166 / 6.53	22.5	107 / 4.20	15	15.6 / 34.6	(2) 1 X 4 PB ^	CAT 936, 938, 950, 955
8783-U30	16	2 Leg 2 Bolt	32 / 1.25	87 / 3.43	168 / 6.62	30	107 / 4.21	15	14.0 / 30.9	(2) 1 X 4 PB ^	DEERE 644, 724
8784-U30	19	2 Leg Corner 1 Bolt	32 / 1.25	206 / 8.11	N/A	30	102 / 4.01	15	15.8 / 34.8	(1) 1 X 3-1/4 PB ^	DEERE 644, 724
5734A-U30	16	2 Leg 2 Bolt	35 / 1.38	100 / 3.94	111 / 4.37	25	106 / 4.18	15	15.6 / 34.6	(2) 3/4 X 3-3/4 PB ^^	VOLVO L120C/D/E
5774A-U30	19	2 Leg Corner 1 Bolt	35 / 1.38	177 / 6.98	N/A	25	102 / 4.01	15	14.7 / 6.67	(1) 1-1/4 X 3-3/4 PB +	VOLVO L120C/D/E
4798-U30	16	2 Leg 2 Bolt	28.7 / 1.13	75 / 2.95	120 / 4.72	23.5	107 / 4.20	15	13 / 28.7	(2) 1 X 4 PB ^	KOM WA250-3, WA320-3
5763L-U30	22	3 Leg Corner 2 Bolt	28.7 / 1.13	75 / 2.95	20 / 0.79	23.5	136 / 5.36	15	10.4 / 23.0	(1) 1 X 3 PB ^ (1) 1 X 4 PB ^	KOM WA250-3, WA320-3
5763R-U30	22	3 Leg Corner 2 Bolt	28.7 / 1.13	75 / 2.95	20 / 0.79	23.5	136 / 5.36	15	10.4 / 23.0	(1) 1 X 3 PB ^ (1) 1 X 4 PB ^	KOM WA250-3, WA320-3

^ Use with 1" x 45 degree tapered nut

** Use with 1-1/4" standard hex nut

* Use with 7/8" standard hex nut

^^ Use with 3/4" x 45 degree tapered nut

+ Use with 1-1/4" x 45 degree tapered nut